

BB02-CW :- 1.27mm x 1.27mm (0.05" x 0.05") SOCKET, THROUGH HOLE, DUAL ROW, RIGHT ANGLE - 04 to 100 CONTACTS

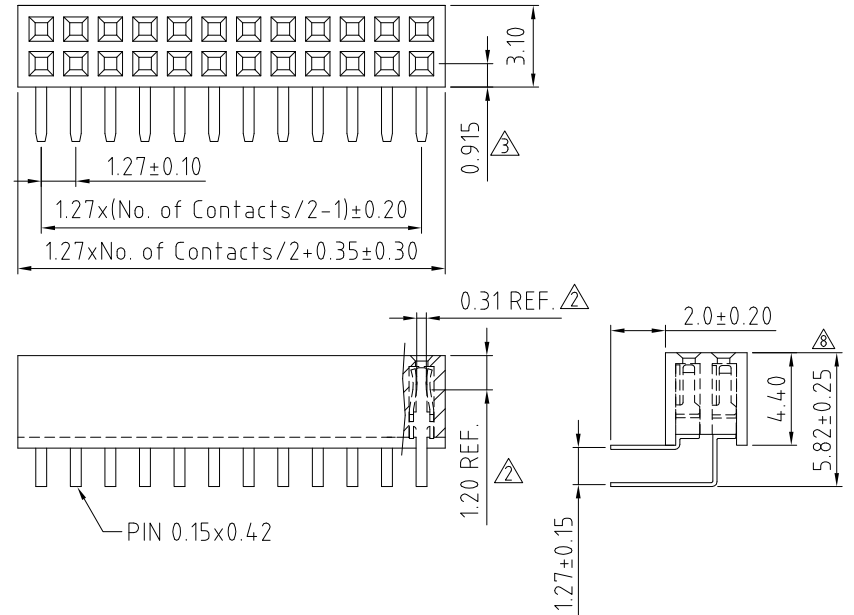
SPECIFICATIONS :

CURRENT RATING 1 AMP
 INSULATOR RESISTANCE 1000 MEGOHMS MIN.
 DIELECTRIC WITHSTANDING 300 V AC/DC
 CONTACT RESISTANCE 20m OHMS MAX.
 OPERATING TEMPERATURE -40°C TO +105°C
 CONTACT MATERIAL PHOSPHOR BRONZE
 INSULATOR MATERIAL THERMOPLASTIC, UL 94V-0
 STANDARD: LCP + 30% GF
 PLATING GOLD, TIN, OR SELECTIVE OVER MIN. 30U" NICKEL
 SOLDERABILITY IR REFLOW: 280°C FOR 10 SEC
 WAVE: 250°C FOR 5-10 SEC
 MANUAL SOLDER: 380°C FOR 3-5 SEC

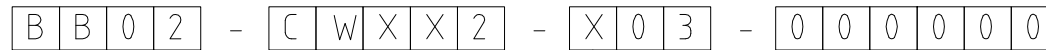
NOTES:

1. RECOMMENDED MATING PIN LENGTH: 3.0MM
2. STANDARD PACKAGE: TUBE.

MATES WITH :- BB02-BC BB02-NE
 BB02-BD
 BB02-BK
 BB02-BP
 BB02-BS

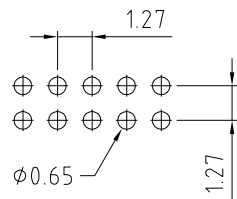


HOW TO ORDER



NO. OF CONTACTS:
 04 TO 98
 00 = 100

CONTACT PLATING OPTIONS:
 K = GOLD FLASH (STANDARD)
 A = 10U" GOLD ON CONTACT/GOLD FLASH ON TAIL
 B = 15U" GOLD ON CONTACT/GOLD FLASH ON TAIL
 C = 30U" GOLD ON CONTACT/GOLD FLASH ON TAIL
 T = BRIGHT TIN
 M = MATT TIN
 D = GOLD FLASH ON CONTACT/BRIGHT TIN ON TAIL



RECOMMENDED PC BOARD HOLE LAYOUT
 (TOLERANCE: ±0.05)

10	14/03/06 - NYW RELEASE
11	24/07/06 - NYW DRAWING MODIFICATION
12	28/03/07 - NYW ADD CONTACT DIMENSION ADD RECOMMENDED MATING PIN LENGTH
13	02/05/07 - NYW ADD DIMENSION 3(TRI)
14	21/05/08 - CHC PLATING MODIFICATION
15	29/12/08 - CHC DRAWING MODIFICATION
16	11/11/11 - NYW AMEND PLASTIC AND TEMP.
17	05/10/12 - NYW REMOVE PLATING OPTIONS E-G
18	23/10/14 - NYW AMEND TOLERANCE

Scale: 5:1	THIRD ANGLE	Unstated Tolerances: X ± 0.30 .X ± 0.25 .XX ± 0.15 .XXX ± 0.10	Material SEE NOTE
Drawn: CHC			
App'd: XXXX	Title SOCKET		NOT TO SCALE
Date: 23 OCT. '14	Revision: 1.8		UNIT: mm

www.gradconn.com

THIS DRAWING IS CONFIDENTIAL AND MUST NOT BE COPIED OR DISCLOSED WITHOUT WRITTEN CONSENT

Type: BB02-CW
BB02-CW
Drawing Number:
Sheet 1 of 1
Drawing © E and O E