

BB02-DF

CUSTOMER PRODUCT SPECIFICATION SHEET

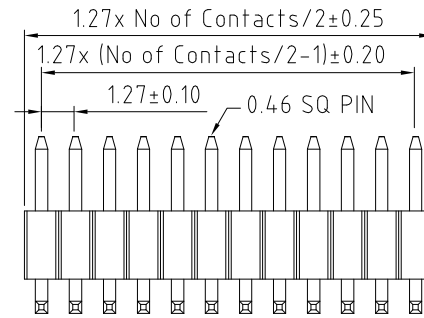
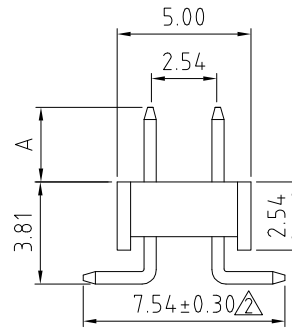
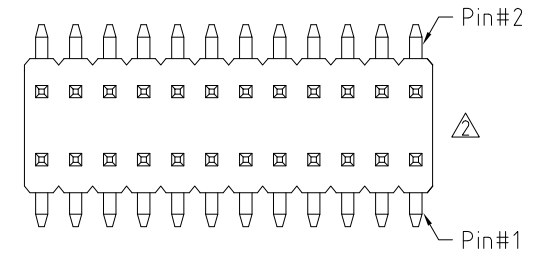


BB02-DF :- 1.27 x 2.54MM (0.05" x 0.1") DUAL ROW PIN HEADER, STRAIGHT, SMT TYPE, 6 TO 80 CONTACTS

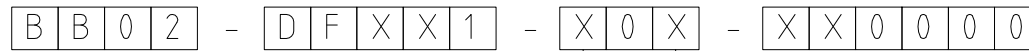
SPECIFICATIONS

CURRENT RATING 1 AMP
 INSULATOR RESISTANCE 1000 MEGOHMS MIN.
 DIELECTRIC WITHSTANDING AC 300 V
 OPERATING TEMPERATURE -40°C TO +105°C
 CONTACT MATERIAL BRASS
 INSULATOR MATERIAL THERMOPLASTIC, UL 94V-0
 STANDARD : LCP + 30% G/F
 PLATING GOLD, TIN OR SELECTIVE OVER 30~50U" NICKEL
 SOLDERABILITY IR REFLOW: 280°C FOR 10 SEC
 MANAL SOLDER: 380°C FOR 3-5 SEC

MATES WITH :- BB02-EA
 BB02-EB
 BB02-EC



HOW TO ORDER

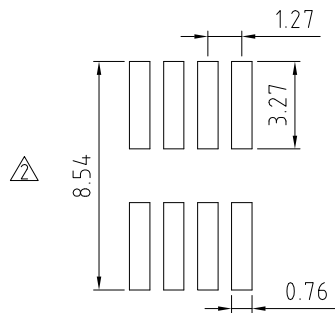


NO. OF CONTACTS
 △ 06 TO 80

CONTACT PLATING OPTIONS
 K = GOLD FLASH (STANDARD)
 A = 10U" GOLD ON CONTACT/GOLD FLASH ON TAIL
 B = 15U" GOLD ON CONTACT/GOLD FLASH ON TAIL
 C = 30U" GOLD ON CONTACT/GOLD FLASH ON TAIL
 T = BRIGHT TIN
 M = MATT TIN
 D = GOLD FLASH ON CONTACT/BRIGHT TIN ON TAIL
 E = 10U" GOLD ON CONTACT/BRIGHT TIN ON TAIL
 F = 15U" GOLD ON CONTACT/BRIGHT TIN ON TAIL
 G = 30U" GOLD ON CONTACT/BRIGHT TIN ON TAIL

PACKAGING OPTIONS
 △ 2 - TRAY
 3 - TUBE
 5 - TUBE & CAP
 6 - T & R
 8 - T & R & CAP

PIN LENGTH A (1/10mm)
 PLEASE SPECIFY PIN LENGTH REQUIRED
 I.E. 2.5mm = 25
 25 TO SUIT BB02-EA
 40 TO SUIT BB02-EB
 45 TO SUIT BB02-EC
 TOL. ±0.25mm



RECOMMENDED PC BOARD SMD LAYOUT
 (TOLERANCE: ±0.05)

REV.	DATE & DRN
10	24/06/03 - NJR - RELEASE
11	12/02/05 - NYW - DRAWING MODIFICATION
12	19/09/05 - NYW - AMEND NO. OF CONTACTS, AMEND PACKAGING, ADD SOLDER LEG WIDTH.
13	24/07/06 - NYW - DRAWING MODIFICATION.
14	27/05/08 - GJC - PLATING MODIFICATION.
15	29/12/08 - GJC - DRAWING MODIFICATION.
16	20/05/11 - NYW - CHANGE INSULATOR TO LCP.

Scale: 5:1	THIRD ANGLE	Unstated Tolerances: X ± 0.30 X ± 0.25 XX ± 0.15 .XXX ± 0.10	Material SEE NOTE
Drawn: CHC			
App'd: XXXX	Title PIN HEADER		NOT TO SCALE
Date: 20 MAY '11	Revision: 1.6		UNIT: mm

www.gradconn.com

THIS DRAWING IS CONFIDENTIAL AND MUST NOT BE COPIED OR DISCLOSED WITHOUT WRITTEN CONSENT

Type: BB02-DF
BB02-DF
Drawing Number:
Sheet 1 of 1
Drawing © E and O E