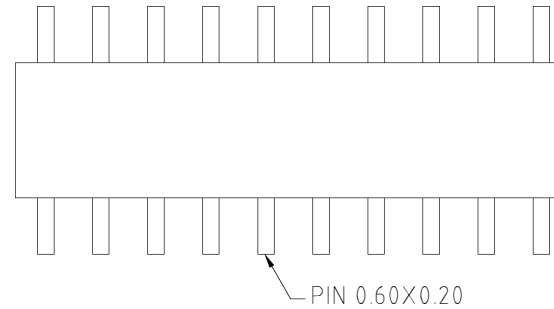


BB02-GY-A :- 2.00mm x 2.00mm (0.079" x 0.079") SOCKET, DUAL ROW, RIGHT ANGLE, SMT TYPE, 04 TO 50 CONTACTS, PROFILE: 4.0MM

SPECIFICATIONS :

CURRENT RATING	2 AMP
INSULATOR RESISTANCE	1000 MEGOHMS MIN.
DIELECTRIC WITHSTANDING	AC 500 V
CONTACT RESISTANCE	20m OHMS MAX.
OPERATING TEMPERATURE	-40°C TO +105°C
CONTACT MATERIAL	PHOSPHOR BRONZE
INSULATOR MATERIAL	THERMO PLASTIC, UL 94V-0 STANDARD NYLON 6T
PLATING	GOLD OR TIN OVER 30~50U" NICKEL
SOLDERABILITY	IR REFLOW: 260°C FOR 10 SEC MANUAL SOLDER: 350°C FOR 3-5 SEC

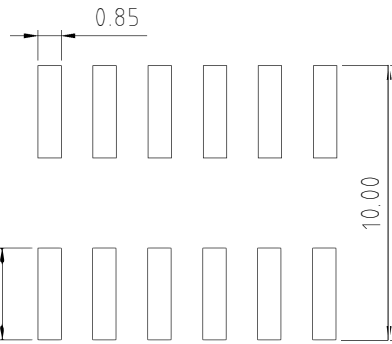
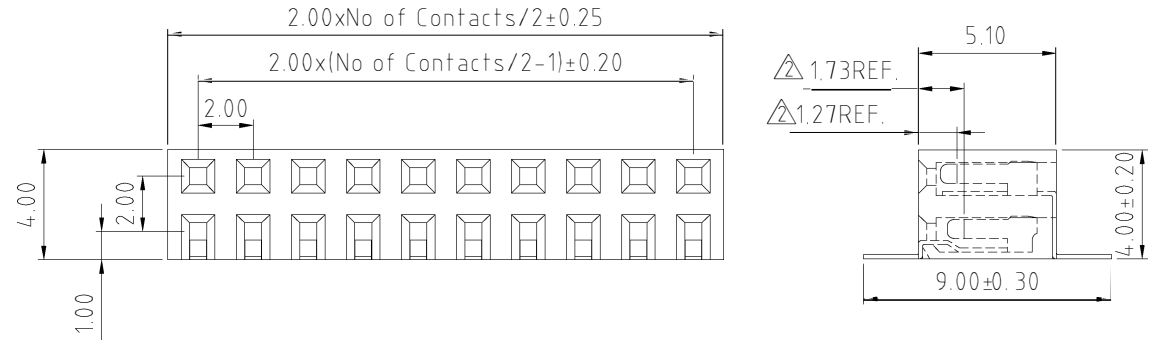


NOTES:

1. RECOMMENDED INSERTION DEPTH OF MATING PIN: MIN. 2.8MM-MAX. 3.5MM.
2. PARTS WITH SMALL NUMBER OF CONTACTS MIGHT BE PACKED IN BOX INSTEAD OF IN TUBE.

MATES WITH: -

BB02-FA	BB02-FR	BB02-RH
BB02-FD	BB02-FT	BB02-RN
BB02-FE	BB02-FU	
BB02-FG	BB02-RH	



RECOMMENDED PC BOARD HOLE LAYOUT
(TOLERANCE: ±0.05)

HOW TO ORDER

<table border="1" style="border-collapse: collapse;"> <tr> <td style="padding: 2px;">B</td><td style="padding: 2px;">B</td><td style="padding: 2px;">0</td><td style="padding: 2px;">2</td> </tr> </table>	B	B	0	2	-	<table border="1" style="border-collapse: collapse;"> <tr> <td style="padding: 2px;">G</td><td style="padding: 2px;">Y</td><td style="padding: 2px;">X</td><td style="padding: 2px;">X</td><td style="padding: 2px;">2</td> </tr> </table>	G	Y	X	X	2	-	<table border="1" style="border-collapse: collapse;"> <tr> <td style="padding: 2px;">X</td><td style="padding: 2px;">A</td><td style="padding: 2px;">X</td> </tr> </table>	X	A	X	-	<table border="1" style="border-collapse: collapse;"> <tr> <td style="padding: 2px;">0</td><td style="padding: 2px;">0</td><td style="padding: 2px;">0</td><td style="padding: 2px;">0</td><td style="padding: 2px;">0</td><td style="padding: 2px;">0</td> </tr> </table>	0	0	0	0	0	0
B	B	0	2																					
G	Y	X	X	2																				
X	A	X																						
0	0	0	0	0	0																			
NO. OF CONTACTS: △ 04 TO 50			CONTACT PLATING OPTIONS: K = GOLD FLASH (STANDARD) A = 10U" GOLD ON CONTACT/GOLD FLASH ON TAIL B = 15U" GOLD ON CONTACT/GOLD FLASH ON TAIL C = 30U" GOLD ON CONTACT/GOLD FLASH ON TAIL T = BRIGHT TIN M = MATT TIN			PROFILE = 4.0MM PACKAGING OPTIONS: 3 = TUBE 6 = TAPE & REEL (see note 2)																		

REV.	DATE & DRN
10	24/03/06 - NYW RELEASE
11	21/07/06 - NYW
12	02/07/07 - NYW
13	03/06/08 - CHC
14	05/02/09 - CHC
15	30/07/15 - NYW
16	22/07/21 - NYW

Scale:	5:1
Drawn:	CHC
App'd:	XXXX
Date:	22 JUL '21

THIRD ANGLE	
Title	SOCKET
Revision:	1.6
Material	SEE NOTE
Unstated Tolerances:	X ± 0.30 X ± 0.25 XX ± 0.15 XXX ± 0.10
Unit:	mm

www.gradconn.com

THIS DRAWING IS CONFIDENTIAL AND MUST NOT BE COPIED OR DISCLOSED WITHOUT WRITTEN CONSENT

Type:	BB02-GY
BB02-GY-A	
Drawing Number:	
Sheet 1	of 1
Drawing	E and OE