

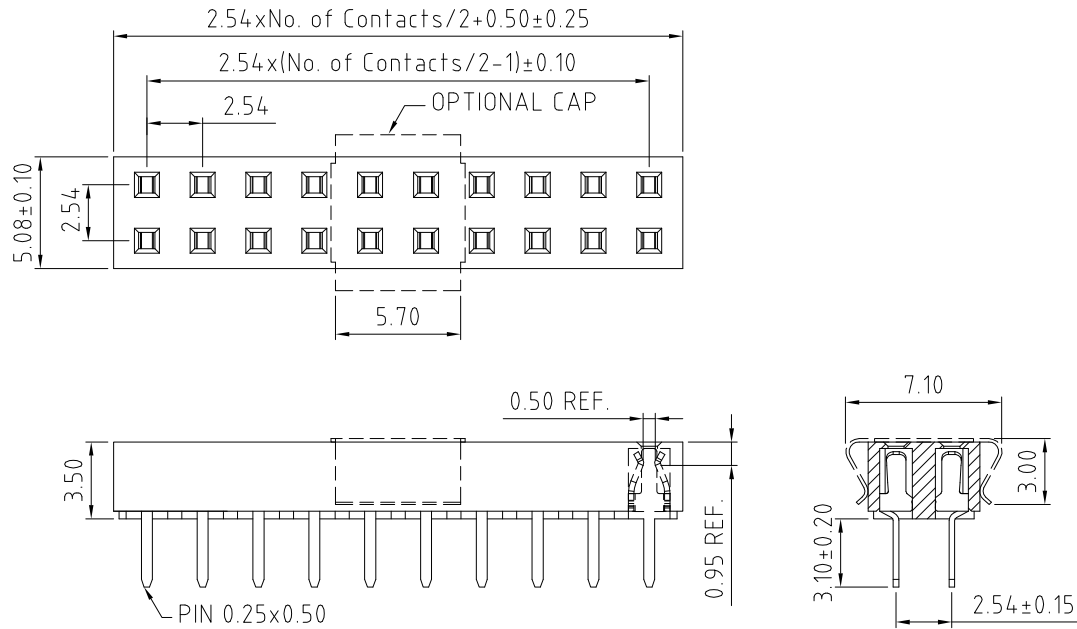
BB02-KZ :-2.54mm X 2.54mm (0.1" X 0.1") SOCKET, STRAIGHT, T/H, DUAL ROW - 04 to 80 CONTACTS, TOP ENTRY

SPECIFICATIONS

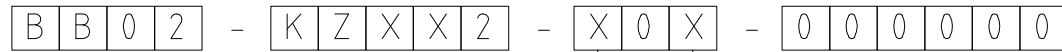
CURRENT RATING 3 AMP  
 INSULATOR RESISTANCE 1000 MEGOHMS MIN.  
 CONTACT RESISTANCE 20m ohms MAX.  
 DIELECTRIC WITHSTANDING AC 600 V  
 OPERATING TEMPERATURE -40°C TO +105°C  
 CONTACT MATERIAL PHOSPHOR BRONZE  
 INSULATOR MATERIAL POLYESTER, UL 94V-0  
 STANDARD LCP+30%G.F.  
 PLATING GOLD, TIN OR SELECTIVE OVER 30~50U" NICKEL  
 SOLDERABILITY IR REFLOW: 280°C FOR 10 SEC  
 WAVE: 250°C FOR 5-10 SEC  
 MANUAL SOLDER: 380°C FOR 3-5 SEC

MATES WITH: BB02-HE BB02-HQ BB02-TH  
 BB02-HF BB02-HR BB02-2H  
 BB02-HJ BB02-TF  
 BB02-HP BB02-TG

NOTES:  
 1. RECOMMENDED MATING PIN LENGTH: 2.0MM.  $\Delta$



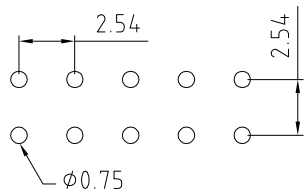
HOW TO ORDER



NO. OF CONTACTS:  
04 TO 80

CONTACT PLATING OPTIONS:  
 K = GOLD FLASH (STANDARD)  
 A = 10U" GOLD ON CONTACT/GOLD FLASH ON TAIL  
 B = 15U" GOLD ON CONTACT/GOLD FLASH ON TAIL  
 C = 30U" GOLD ON CONTACT/GOLD FLASH ON TAIL  
 T = BRIGHT TIN  
 M = MATT TIN  
 D = GOLD FLASH ON CONTACT/BRIGHT TIN ON TAIL  
 E = 10U" GOLD ON CONTACT/BRIGHT TIN ON TAIL  
 F = 15U" GOLD ON CONTACT/BRIGHT TIN ON TAIL  
 G = 30U" GOLD ON CONTACT/BRIGHT TIN ON TAIL

PACKAGING OPTIONS:  
 3 = TUBE  
 5 = TUBE + CAP  
 6 = TAPE & REEL  
 8 = TAPE & REEL + CAP  
 STANDARD = 3



RECOMMENDED PC BOARD HOLE LAYOUT  
 (TOLERANCE: ±0.05)

REV.	DATE & DRN
10.	17/07/05 - NYW - RELEASE
11.	20/05/07 - NYW
12.	28/05/08 - PN
13.	20/02/09 - CHC
14.	19/12/12 - NYW
15.	22/02/16 - NYW

Scale:	4:1	THIRD ANGLE	Unstated Tolerances: X ± 0.30 X ± 0.25 .XX ± 0.15 .XXX ± 0.10	Material SEE NOTE
Drawn:	CHC			
App'd:	XXXX	Title	SOCKET	NOT TO SCALE
Date:	22 FEB. '16	Revision:	15	Unit: mm

www.gradconn.com

THIS DRAWING IS CONFIDENTIAL AND MUST NOT BE COPIED OR DISCLOSED WITHOUT WRITTEN CONSENT

Type:	BB02-KZ
Drawing Number:	BB02-KZ
Sheet	1 of 1
Drawing	© E and O E