

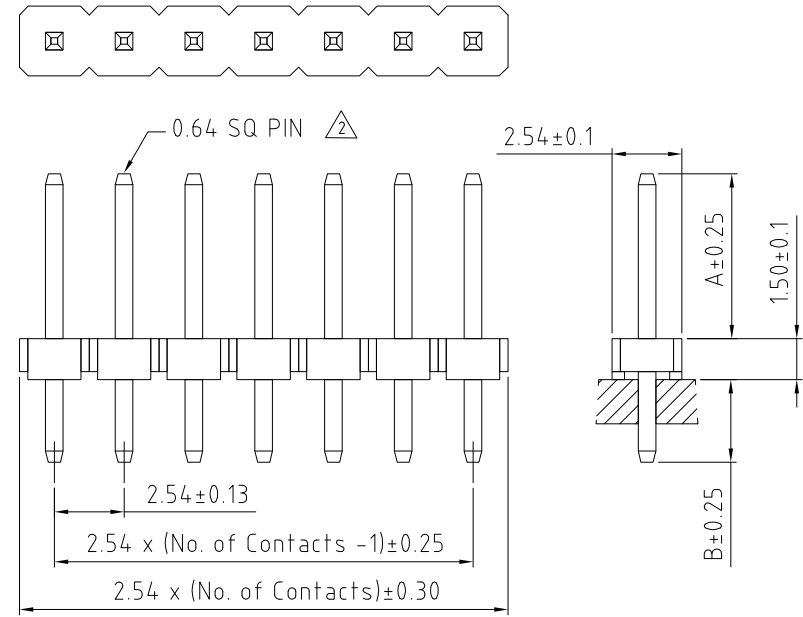
BB02-HC :- 2.54mm (0.1") PIN HEADER, SINGLE ROW, STRAIGHT, THROUGH HOLE, LOW PROFILE 02 to 40 CONTACTS

SPECIFICATIONS


CURRENT RATING 3 AMP
 INSULATOR RESISTANCE 1000 MEGOHMS MIN.
 DIELECTRIC WITHSTANDING AC 600 V
 OPERATING TEMPERATURE -40°C TO +105°C
 CONTACT MATERIAL BRASS
 INSULATOR MATERIAL POLYESTER UL 94V-0
 STANDARD NYLON 6T
 PLATING GOLD, TIN, OR SELECTIVE OVER 30~50U" NICKEL
 SOLDERABILITY: IR REFLOW: 260°C FOR 10 SEC
 WAVE: 230°C FOR 5-10 SEC
 MANUAL SOLDER: 350°C FOR 3-5 SEC

PACKED LOOSE IN BAG OR BOX.

MATES WITH :- BB02-JB BB02-JL
 BB02-JC BB02-JR
 BB02-JD BB02-JS
 BB02-JE BB02-JT
 BB02-JF BB02-JU
 BB02-JG BB02-KR
 BB02-JJ



HOW TO ORDER

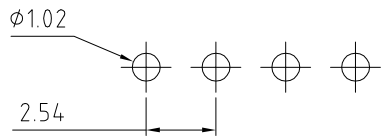


NO. OF CONTACTS
 02 TO 40

CONTACT PLATING OPTIONS
 K = GOLD FLASH (STANDARD)
 A = 10U" GOLD ON CONTACT/GOLD FLASH ON TAIL
 B = 15U" GOLD ON CONTACT/GOLD FLASH ON TAIL
 C = 30U" GOLD ON CONTACT/GOLD FLASH ON TAIL
 T = BRIGHT TIN
 M = MATT TIN
 D = GOLD FLASH ON CONTACT/BRIGHT TIN ON TAIL
 E = 10U" GOLD ON CONTACT/BRIGHT TIN ON TAIL
 F = 15U" GOLD ON CONTACT/BRIGHT TIN ON TAIL
 G = 30U" GOLD ON CONTACT/BRIGHT TIN ON TAIL

PIN LENGTH A (1/10mm)
 PLEASE SPECIFY PIN LENGTH REQUIRED
 I.E. 2.5mm = 25
 STANDARD = 60

PIN LENGTH B (1/10mm)
 PLEASE SPECIFY PIN LENGTH REQUIRED
 I.E. 2.5mm = 25
 STANDARD = 30



RECOMMENDED PC BOARD HOLE LAYOUT
 (TOLERANCE: ±0.05)

REV. DATE & DRN
10 06/05/03 - NJR RELEASE
11 23/08/04 - CHC
△ REMOVE PIN OPTION A
REMOVE PAK OPTION 3
12 17/02/04 - NYW
△ ADD PIN DIA.
13 04/02/05 - NYW
ADD TOLERANCE.
14 16/08/06 - NYW
△ ADD PLASTIC OPTION
REMOVE MATERIAL C
15 07/06/06 - NYW
△ CHANGE STANDARD PLASTIC
MATERIAL TO NYLON 6T
CHANGE MAX. PIN# 32 TO 40.
16 04/06/08 - NYW
PLATING MODIFICATION.
17 06/02/09 - CHC
DRAWING MODIFICATION.

Scale: 5:1	THIRD ANGLE	Unstated Tolerances: X ± 0.30 X ± 0.25 .XX ± 0.15 .XXX ± 0.10	Material SEE NOTE
Drawn: CHC			
App'd: XXX	Title: PIN HEADER		NOT TO SCALE
Date: 6 FEB '09	Revision: 1.7		Unit mm

www.gradconn.com

THIS DRAWING IS CONFIDENTIAL AND MUST NOT BE COPIED OR DISCLOSED WITHOUT WRITTEN CONSENT

Type: BB02-HC
BB02-HC
Drawing Number:
Sheet 1 of 1
Drawing © E and O E