

BB02-YG - 1.00mm x 1.00mm (0.039" x 0.039") PIN HEADER, DUAL ROW, STRAIGHT, THROUGH HOLE, BOARD SPACER, 06 TO 80 CONTACTS

SPECIFICATIONS

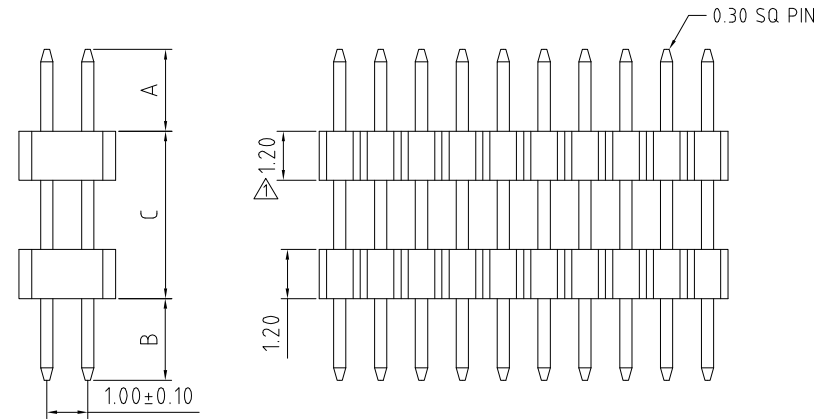
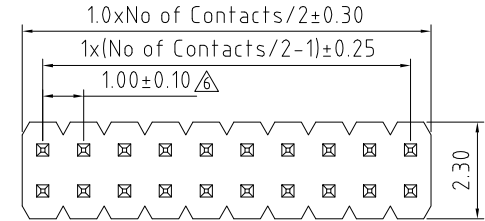
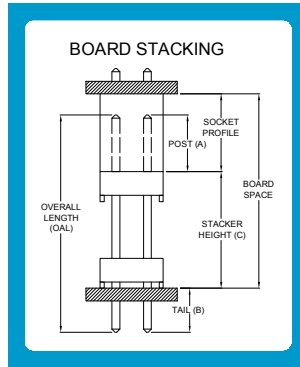
CURRENT RATING	1.0 AMP
INSULATOR RESISTANCE	500 MEGOHMS MIN
DIELECTRIC WITHSTANDING	AC 600V
COTACT RESISTANCE	20m OHMS MAX
OPERATING TEMPERATURE	-40°C TO +105°C
CONTACT MATERIAL	BRASS
INSULATOR MATERIAL	THERMOPLASTIC, UL 94V-0
PLATING	STANDARD: NYLON 6T
SOLDERABILITY	GOLD OR TIN OVER 30-50U" NICKEL
	IR REFLOW: 260°C FOR 10 SEC
	WAVE: 230°C FOR 5-10 SEC
	MANUAL SOLDER: 350°C FOR 3-5 SEC

PACKED LOOSE IN BOX .

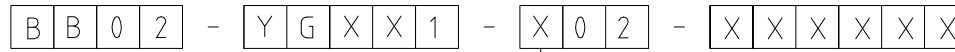
MATES WITH: - BB02-WA

NOTES:

1. MAX. OAL (OVERALL PIN LENGTH A+C+B) = 20mm. Δ



HOW TO ORDER



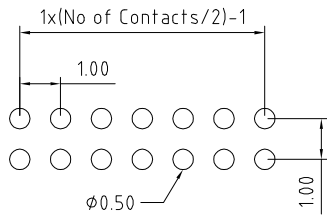
NO OF CONTACTS: 06 TO 80

CONTACT PLATING OPTIONS:
 K = GOLD FLASH (STANDARD)
 P = 10U" GOLD OVERALL
 Q = 15U" GOLD OVERALL
 R = 30U" GOLD OVERALL
 T = BRIGHT TIN
 M = MATT TIN

PIN LENGTH A (1/10mm)
 SPECIFY PIN LENGTH
 STANDARD = 20 = 2.0mm
 MINIMUM = 10 = 1.0mm
 MAXIMUM = 150 = 15.0mm
 TOL.: ±0.25mm

PIN LENGTH B (1/10mm)
 SPECIFY PIN LENGTH
 STANDARD = 20 = 2.0mm
 MINIMUM = 10 = 1.0mm
 MAXIMUM = 150 = 15.0mm
 TOL.: ±0.25mm

PIN LENGTH C (1/10mm)
 SPECIFY PIN LENGTH
 IE 25 = 2.5mm
 MINIMUM = 24 = 2.4mm
 MAXIMUM = SEE NOTE 1.
 TOL.: ±0.25mm



RECOMMENDED PC BOARD LAYOUT

LONGER PIN LENGTH REQUIRED?
 If pin length required is longer than 9.9mm (99), then use a '/' to separate the numbers.
 Example: A=6.0mm, B=3.0mm, C=11.0mm, mark as 60 / 30 / 110.

REV.	DATE & DRN
10.	30/06/05 - NYW - RELEASE
11.	24/07/06 - NYW - DRAWING MODIFICATION
12.	06/06/08 - CHC - PLATING MODIFICATION
13.	23/07/08 - NYW - CHANGE PLATING OPTIONS
14.	24/12/08 - NYW - DRAWING MODIFICATION
15.	30/11/09 - CHC - AMEND NOTES 1
16.	19/03/14 - NYW - AMEND TOLERANCE

Scale	8=1
Drawn	NYW
App'd	XXX
Date	19 MAR '14

THIRD ANGLE	
Title	PIN HEADER
Revision:	1.6

Unstated Tolerances	
X.	± 0.30
X	± 0.25
XX	± 0.15
XXX	± 0.10

Material	SEE NOTE
	NOT TO SCALE
Unit:	mm

www.gradconn.com

THIS DRAWING IS CONFIDENTIAL AND MUST NOT BE COPIED OR DISCLOSED WITHOUT WRITTEN CONSENT

Type	BB02-YG
	BB02-YG
Drawing Number	
Sheet	1 of 1
Drawing	E and O E